



GOBIERNO DE ESPAÑA

MINISTERIO DE CIENCIA, INNOVACIÓN Y UNIVERSIDADES

sepie
SERVICIO ESPAÑOL PARA LA INTERNACIONALIZACIÓN DE LA EDUCACIÓN



Erasmus+

Enriqueciendo vidas, abriendo mentes.

Key elements of a good Erasmus+ project

ERASMUS+ CONTACT SEMINAR

LONG-TERM STUDY MOBILITY OF PUPILS (School Exchange Partnerships)

Santa Cruz de Tenerife, Spain, 24-27 October 2018

2018 
AÑO EUROPEO
DEL PATRIMONIO
CULTURAL
#EuropeForCulture



Andrés Ajo Lázaro

Head of Unit / School and Adult Education

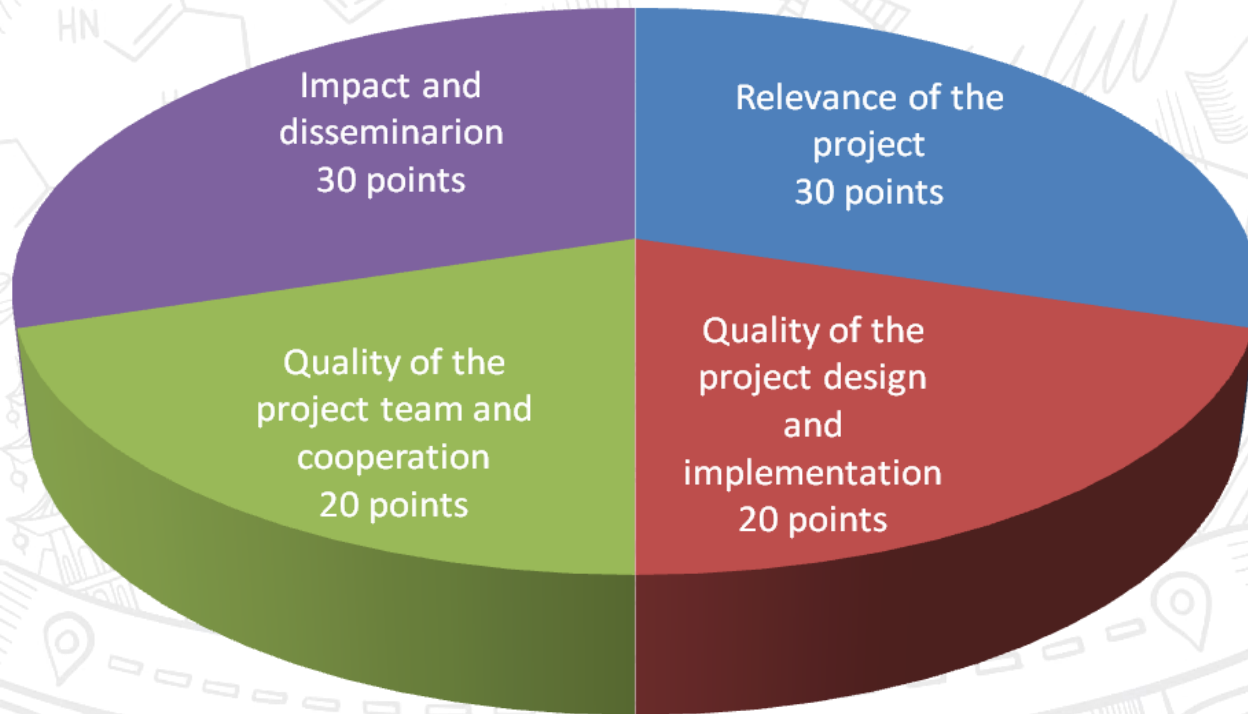
SEPIE- Erasmus+ Spanish National Agency

SERVICIO ESPAÑOL PARA LA INTERNACIONALIZACIÓN DE LA EDUCACIÓN

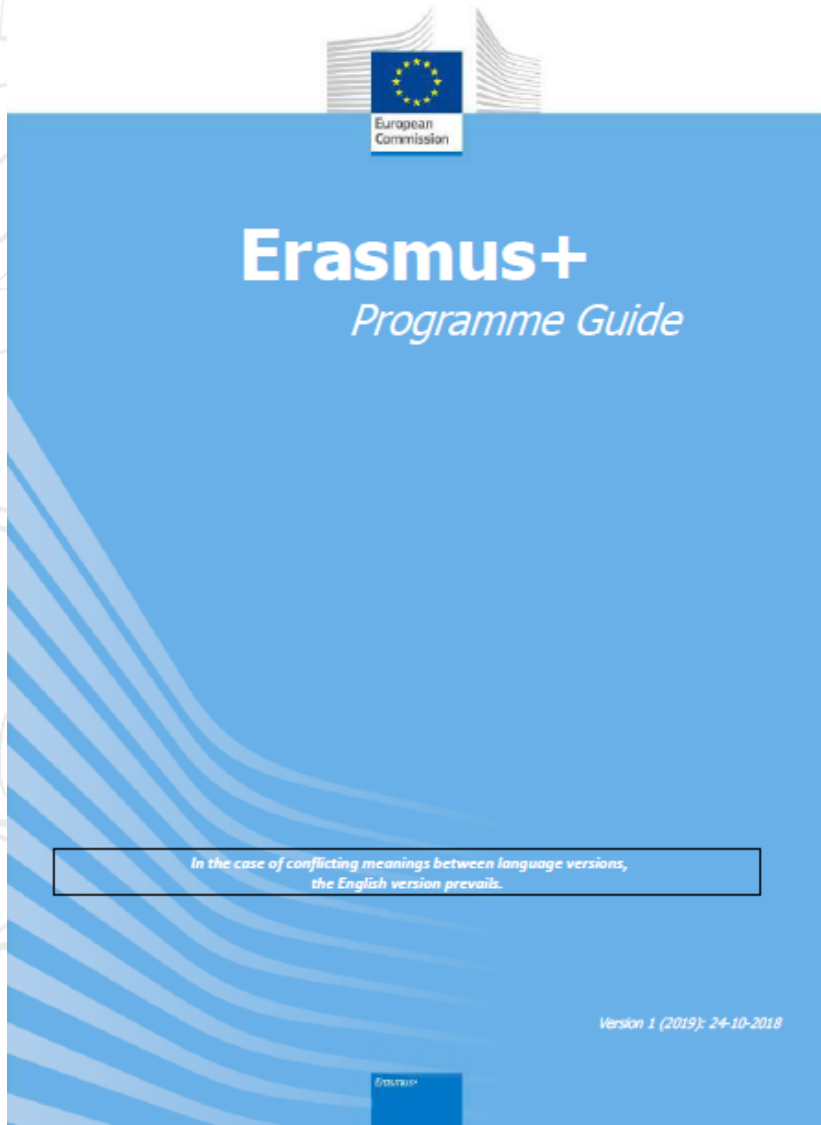
2018 
AÑO EUROPEO
DEL PATRIMONIO
CULTURAL
#EuropeForCulture

Erasmus+ KA2 Strategic Partnerships

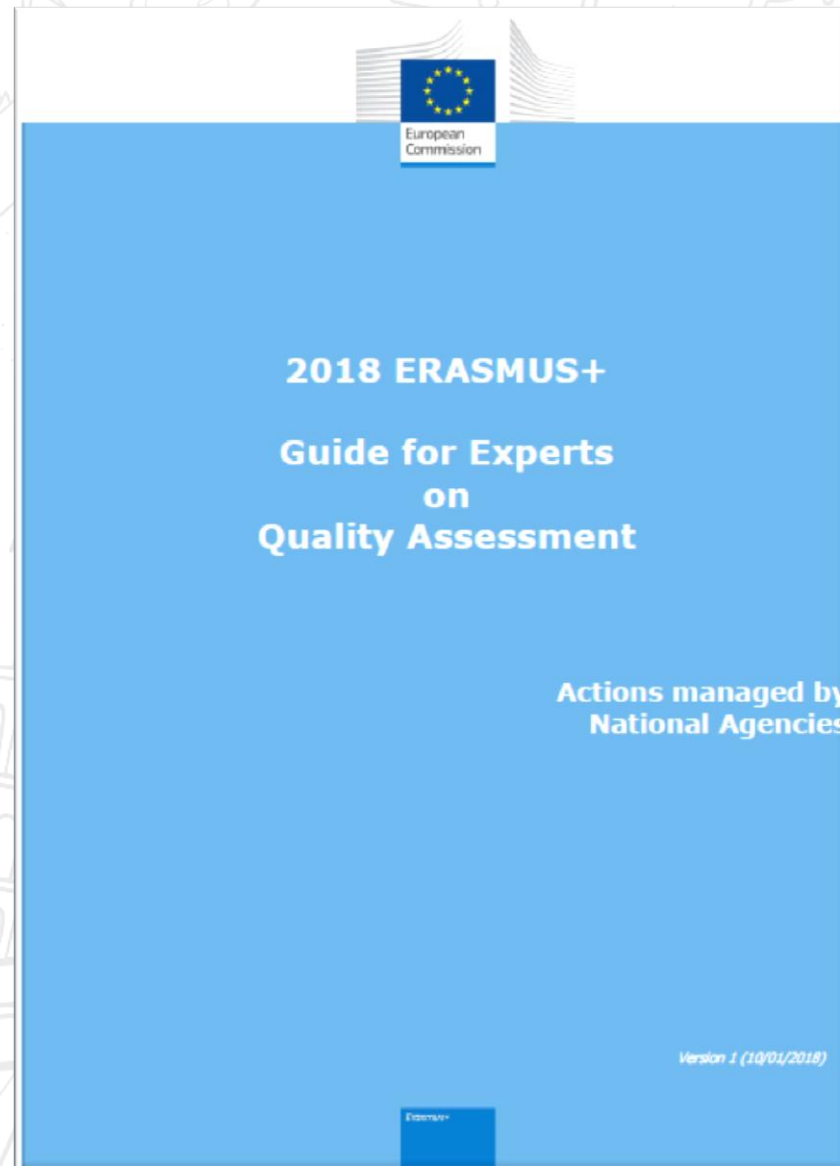
KA2 Award criteria



- Maximum 100 points
- Minimum 60 points
- 50% of the maximum points in each criteria



pages 110 – 113



pages 46 - 50



GOBIERNO
DE ESPAÑA

MINISTERIO
DE CIENCIA, INNOVACIÓN
Y UNIVERSIDADES

sepie
SERVICIO ESPAÑOL PARA LA
INTERNACIONALIZACIÓN DE LA EDUCACIÓN



Erasmus+

Enriqueciendo vidas, abriendo mentes.

Success



Guidelines for a Successful Project

SERVICIO ESPAÑOL PARA LA
INTERNACIONALIZACIÓN DE LA EDUCACIÓN

Steps for an Erasmus+ project



Analyse your **NEEDS** and think about your **IDEA**



write a **DRAFT**



present the draft to your institution and create a **TEAM**



WRITE the project



look for **FUNDING** in Erasmus+



find **PARTNERS** who can build it with you



SEND the application form before the deadline



wait for the selection from your Erasmus+ **NA**



if your project has been approved communicate it to your partners

sign the Agreement with your NA and... **Start working!**



Steps for an Erasmus+ project



Analyse your
NEEDS and think
about your **IDEA**



write a
DRAFT



present the draft
to your
institution and
create a **TEAM**

Steps for an Erasmus+ project

Relevant



**Analyse your
NEEDS and think
about your IDEA**




**write a
DRAFT**



**present the draft
to your
institution and
create a TEAM**


Steps for an Erasmus+ project

Relevant
Realistic



Steps for an Erasmus+ project

Relevant
Realistic
Innovative



Steps for an Erasmus+ project

Relevant
Realistic
Innovative
Complementary



**Analyse your
NEEDS and think
about your IDEA**



**write a
DRAFT**



**present the draft
to your
institution and
create a TEAM**

Steps for an Erasmus+ project



Analyse your **NEEDS** and think about your **IDEA**



write a **DRAFT**



present the draft to your institution and create a **TEAM**



WRITE the project



look for **FUNDING** in Erasmus+



find **PARTNERS** who can build it with you



SEND the application form before the deadline



wait for the selection from your Erasmus+ **NA**

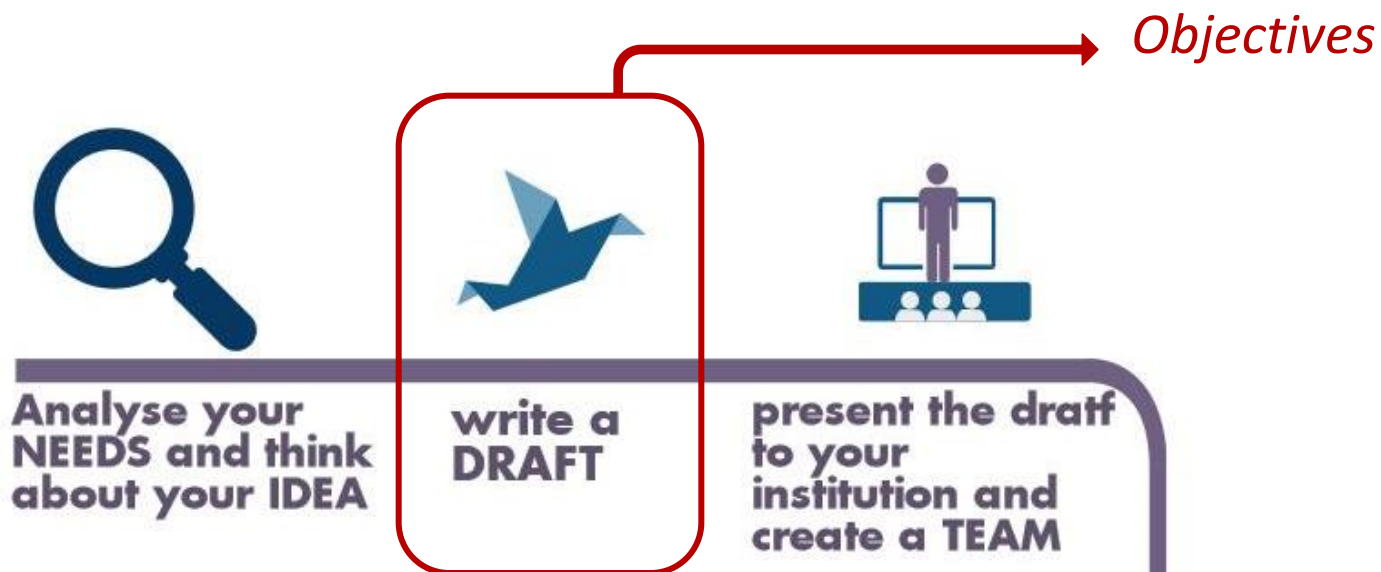


if your project has been approved communicate it to your partners

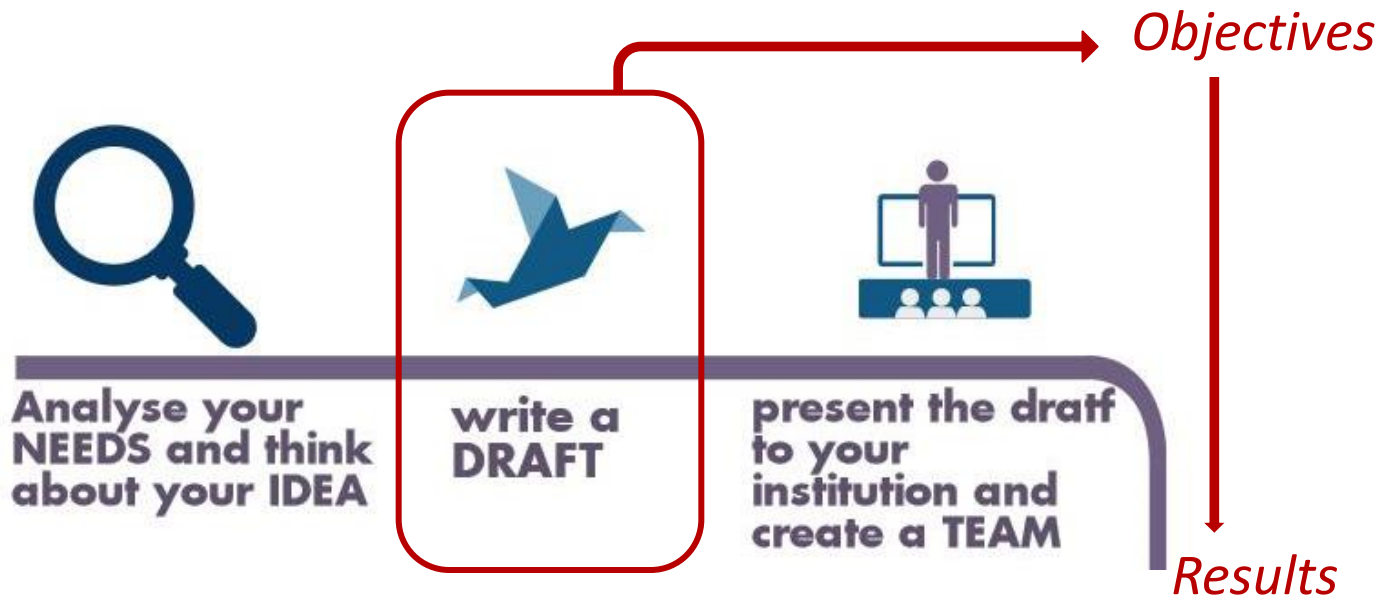
sign the Agreement with your NA and... **Start working!**



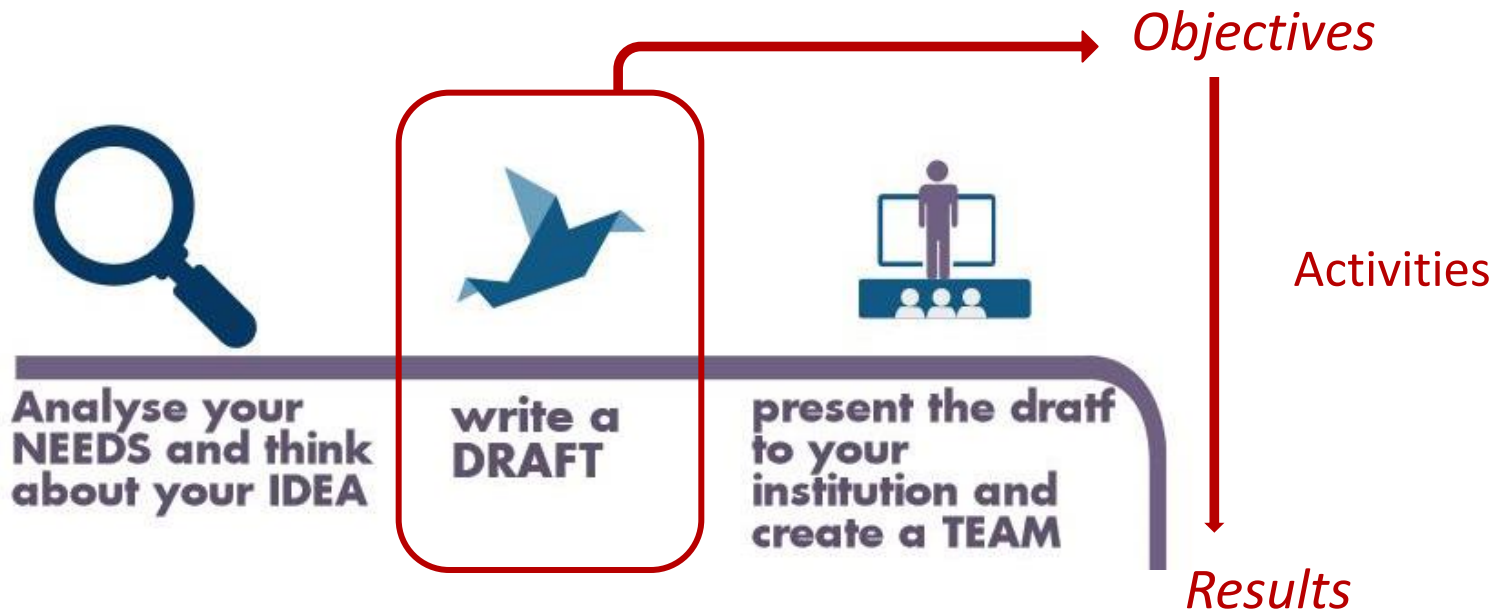
Steps for an Erasmus+ project



Steps for an Erasmus+ project



Steps for an Erasmus+ project



Steps for an Erasmus+ project



Analyse your **NEEDS** and think about your **IDEA**



write a **DRAFT**



present the draft to your institution and create a **TEAM**



WRITE the project



look for **FUNDING** in Erasmus+



find **PARTNERS** who can build it with you



SEND the application form before the deadline



wait for the selection from your Erasmus+ **NA**



if your project has been approved communicate it to your partners

sign the Agreement with your NA and... **Start working!**



Steps for an Erasmus+ project



**Analyse your
NEEDS and think
about your IDEA**



**write a
DRAFT**



**present the draft
to your
institution and
create a TEAM**

NEVER WALK ALONE



Commitment of the Legal Representative of your organisation



Commitment and active participation of your colleagues
You have to create a TEAM in your organisation!



Steps for an Erasmus+ project



Analyse your **NEEDS** and think about your **IDEA**



write a **DRAFT**



present the draft to your institution and create a **TEAM**



WRITE the project



look for **FUNDING** in Erasmus+



find **PARTNERS** who can build it with you



SEND the application form before the deadline



wait for the selection from your Erasmus+ **NA**



if your project has been approved communicate it to your partners

sign the Agreement with your NA and... **Start working!**



Steps for an Erasmus+ project



WRITE the project

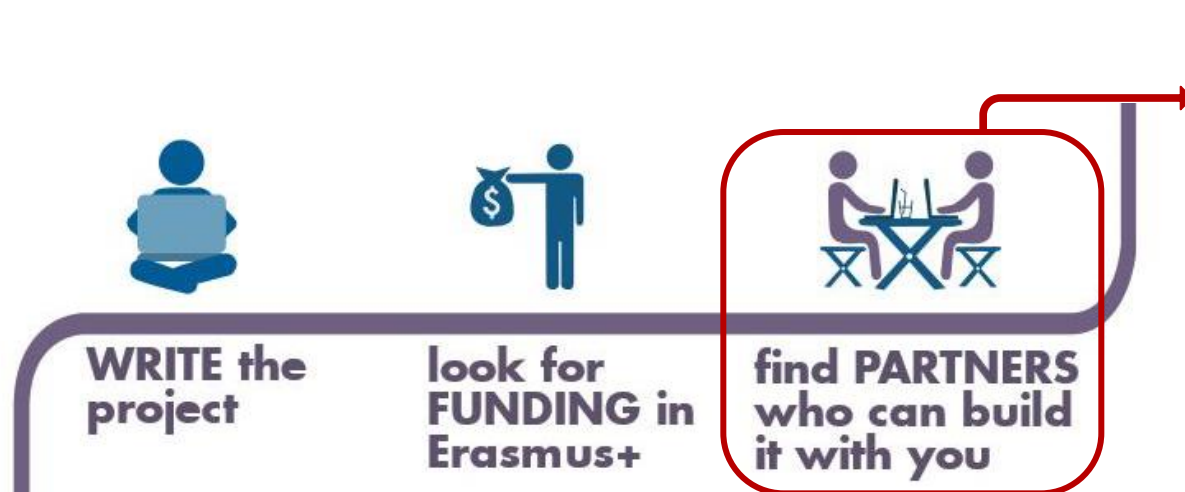


look for **FUNDING** in Erasmus+



find **PARTNERS** who can build it with you

Steps for an Erasmus+ project



eTwinning

School Education Gateway

Networks

Personal contacts

Former partners

And, if you have been lucky...

A TCA!!

Steps for an Erasmus+ project



Analyse your **NEEDS** and think about your **IDEA**



write a **DRAFT**



present the draft to your institution and create a **TEAM**



WRITE the project



look for **FUNDING** in Erasmus+



find **PARTNERS** who can build it with you



SEND the application form before the deadline



wait for the selection from your Erasmus+ **NA**



if your project has been approved communicate it to your partners

sign the Agreement with your NA and... **Start working!**



Steps for an Erasmus+ project



WRITE the project




look for **FUNDING** in Erasmus+



find **PARTNERS** who can build it with you

Steps for an Erasmus+ project



READ!

Visit your Erasmus+ National Agency Website!!



GOBIERNO
DE ESPAÑA

MINISTERIO
DE CIENCIA, INNOVACIÓN
Y UNIVERSIDADES

sepie
SERVICIO ESPAÑOL PARA LA
INTERNACIONALIZACIÓN DE LA EDUCACIÓN



Erasmus+

Enriqueciendo vidas, abriendo mentes.

ET 2020

Education & Training

SERVICIO ESPAÑOL PARA LA
INTERNACIONALIZACIÓN DE LA EDUCACIÓN

2018
AÑO EUROPEO
DEL PATRIMONIO
CULTURAL



GOBIERNO
DE ESPAÑA

MINISTERIO
DE CIENCIA, INNOVACIÓN
Y UNIVERSIDADES

sepie
SERVICIO ESPAÑOL PARA LA
INTERNACIONALIZACIÓN DE LA EDUCACIÓN



Erasmus+

Enriqueciendo vidas, abriendo mentes.



EUROPEAN
COMMISSION

Strasbourg, 20.11.2012
COM(2012) 669 final

**COMMUNICATION FROM THE COMMISSION TO THE EUROPEAN
PARLIAMENT, THE COUNCIL, THE EUROPEAN ECONOMIC AND SOCIAL
COMMITTEE AND THE COMMITTEE OF THE REGIONS**

Rethinking Education: Investing in skills for better socio-economic outcomes

**ET
2020**
Education & Training



GOBIERNO DE ESPAÑA

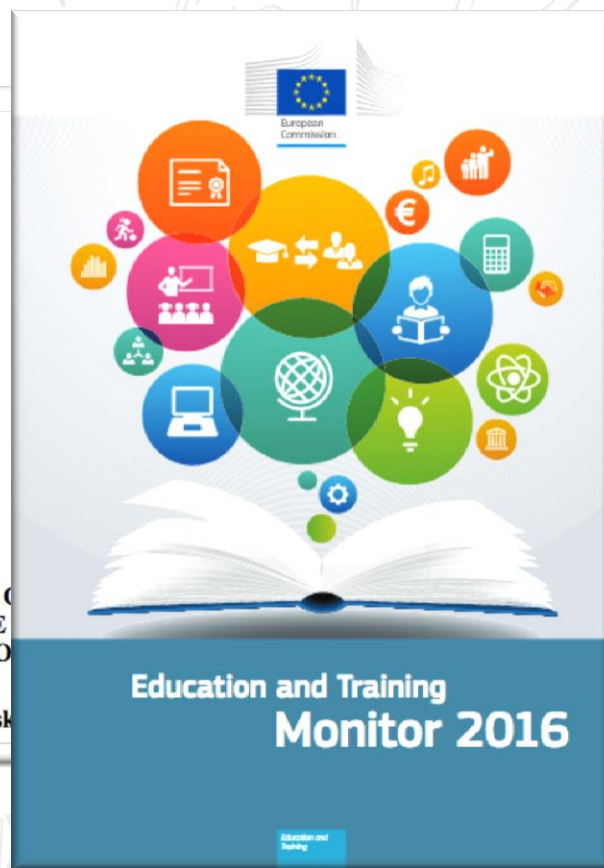
MINISTERIO DE CIENCIA, INNOVACIÓN Y UNIVERSIDADES

sepie
SERVICIO ESPAÑOL PARA LA INTERNACIONALIZACIÓN DE LA EDUCACIÓN



Erasmus+

Enriqueciendo vidas, abriendo mentes.



SERVICIO ESPAÑOL PARA LA INTERNACIONALIZACIÓN DE LA EDUCACIÓN



GOBIERNO DE ESPAÑA

MINISTERIO DE CIENCIA, INNOVACIÓN Y UNIVERSIDADES

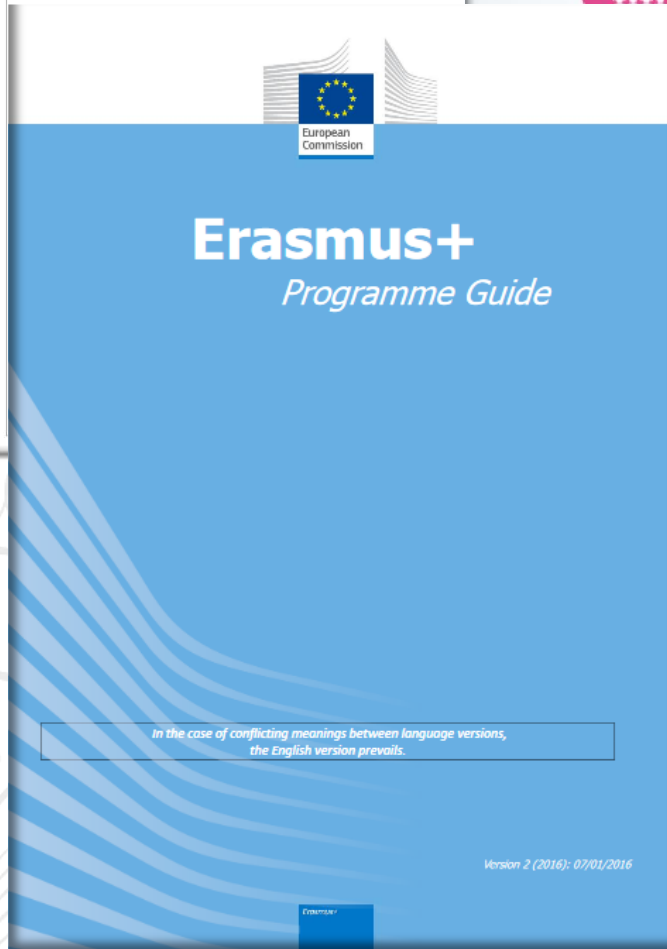
sepie
SERVICIO ESPAÑOL PARA LA INTERNACIONALIZACIÓN DE LA EDUCACIÓN



Erasmus+

Enriqueciendo vidas, abriendo mentes.

SERVICIO ESPAÑOL PARA LA INTERNACIONALIZACIÓN DE LA EDUCACIÓN



In the case of conflicting meanings between language versions, the English version prevails.

Version 2 (2016): 07/01/2016

2018
AÑO EUROPEO
DEL PATRIMONIO
CULTURAL



GOBIERNO DE ESPAÑA

MINISTERIO DE CIENCIA, INNOVACIÓN Y UNIVERSIDADES

sepie
SERVICIO ESPAÑOL PARA LA INTERNACIONALIZACIÓN DE LA EDUCACIÓN



Erasmus+

Enriqueciendo vidas, abriendo mentes.

SERVICIO ESPAÑOL PARA LA INTERNACIONALIZACIÓN DE LA EDUCACIÓN



In the case of conflicting meanings between language versions, the English version prevails.

Version 2 (2016): 07/01/2016

Version 2: 17/02/2016



Steps for an Erasmus+ project



Analyse your **NEEDS** and think about your **IDEA**



write a **DRAFT**



present the draft to your institution and create a **TEAM**



WRITE the project



look for **FUNDING** in Erasmus+



find **PARTNERS** who can build it with you



SEND the application form before the deadline



wait for the selection from your Erasmus+ **NA**



if your project has been approved communicate it to your partners

sign the Agreement with your NA and... **Start working!**



Steps for an Erasmus+ project



WRITE the project



look for **FUNDING** in Erasmus+



find **PARTNERS** who can build it with you

Steps for an Erasmus+ project

Cohesion



WRITE the project



look for **FUNDING** in Erasmus+



find **PARTNERS** who can build it with you

Steps for an Erasmus+ project

Cohesion
Clarity



WRITE the
project



look for
FUNDING in
Erasmus+



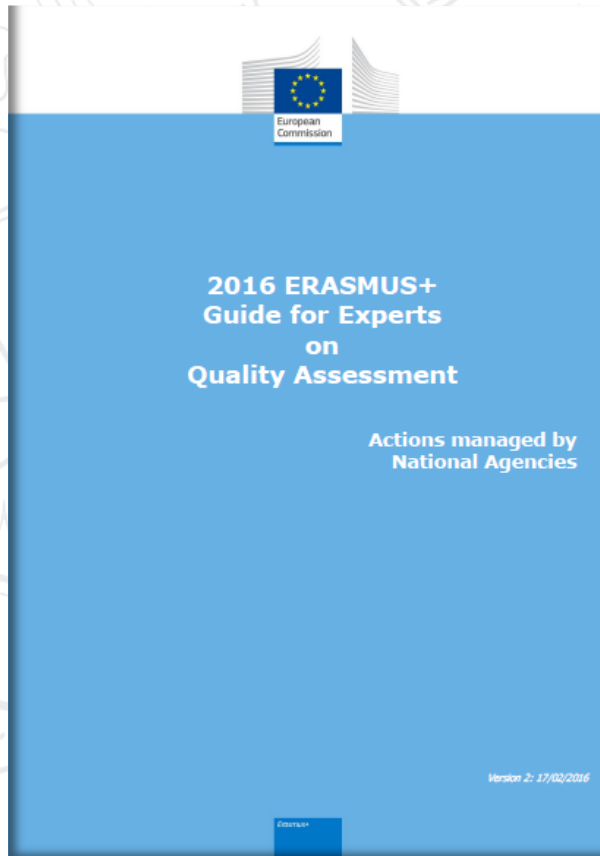
find **PARTNERS**
who can build
it with you

Steps for an Erasmus+ project

Cohesion
Clarity
Adequacy



Keep in mind the Guide for Experts in Quality Assessment



Relevance
30 points

Quality of project design and implementation
20 points

Quality of the team
20 points

Impact and dissemination
30 points

Steps for an Erasmus+ project



Analyse your **NEEDS** and think about your **IDEA**



write a **DRAFT**



present the draft to your institution and create a **TEAM**



WRITE the project



look for **FUNDING** in Erasmus+



find **PARTNERS** who can build it with you



SEND the application form before the deadline



wait for the selection from your Erasmus+ **NA**

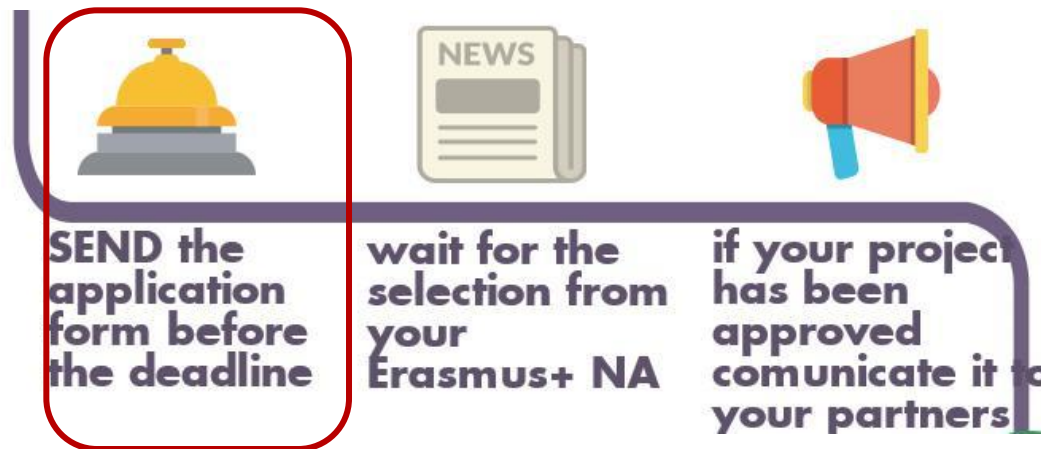


if your project has been approved communicate it to your partners

sign the Agreement with your NA and... **Start working!**



Steps for an Erasmus+ project



Steps for an Erasmus+ project



SEND the application form before the deadline



wait for the selection from your Erasmus+ NA



if your project has been approved communicate it to your partners



Deadlines

KA1: February 5, 12:00 (Brussels time)

KA2: March 21, 12:00 (Brussels time)

Steps for an Erasmus+ project



Analyse your **NEEDS** and think about your **IDEA**



write a **DRAFT**



present the draft to your institution and create a **TEAM**



WRITE the project



look for **FUNDING** in Erasmus+



find **PARTNERS** who can build it with you



SEND the application form before the deadline



wait for the selection from your Erasmus+ **NA**

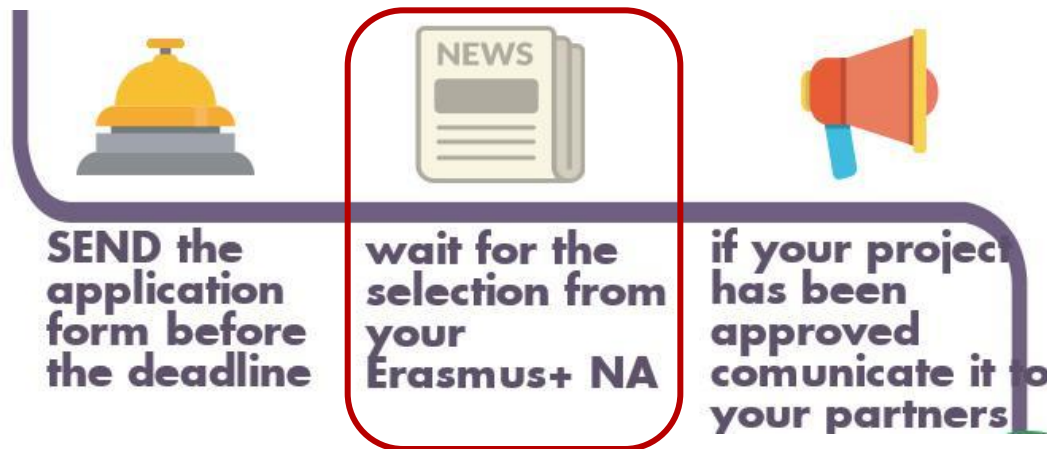


if your project has been approved communicate it to your partners

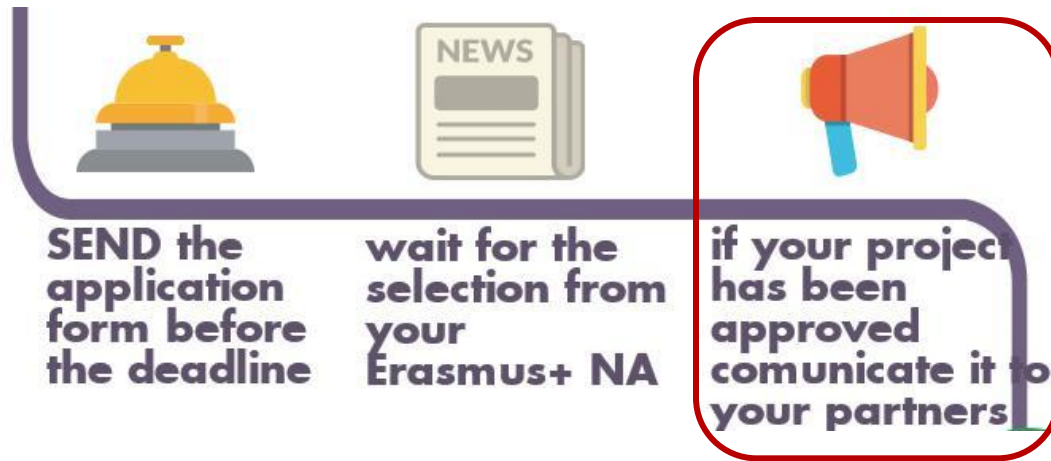
sign the Agreement with your NA and... Start working!



Steps for an Erasmus+ project



Steps for an Erasmus+ project



Steps for an Erasmus+ project



Steps for an Erasmus+ project



Analyse your **NEEDS** and think about your **IDEA**



write a **DRAFT**



present the draft to your institution and create a **TEAM**



WRITE the project



look for **FUNDING** in Erasmus+



find **PARTNERS** who can build it with you



SEND the application form before the deadline



wait for the selection from your Erasmus+ **NA**



if your project has been approved communicate it to your partners

sign the Agreement with your NA and...

Start working!



Steps for an Erasmus+ project

**sign the Agreement
with your NA and...**

Steps for an Erasmus+ project



Start working!





GOBIERNO
DE ESPAÑA

MINISTERIO
DE CIENCIA, INNOVACIÓN
Y UNIVERSIDADES

sepie
SERVICIO ESPAÑOL PARA LA
INTERNACIONALIZACIÓN DE LA EDUCACIÓN



Erasmus+

Enriqueciendo vidas, abriendo mentes.

¡Gracias!

sepie

SERVICIO ESPAÑOL PARA LA
INTERNACIONALIZACIÓN DE LA EDUCACIÓN



www.sepie.es

www.erasmusplus.gob.es

movilidad.escolar@sepie.es

movilidad.adultos@sepie.es

asociaciones.escolar@sepie.es

asociaciones.adultos@sepie.es



 [ErasmusPlusSEPIE](https://www.facebook.com/ErasmusPlusSEPIE)

 [@sepiegob](https://twitter.com/sepiegob)

[#ErasmusPlusES](https://twitter.com/ErasmusPlusES)

SERVICIO ESPAÑOL PARA LA
INTERNACIONALIZACIÓN DE LA EDUCACIÓN